

High Performance Infrared Illuminator

User manual

**15-IL3810 / 15-IL3830 / 15-IL3860 /
15-IL3812 / 15-IL38L10 / 15-IL38L40**



◆ Description

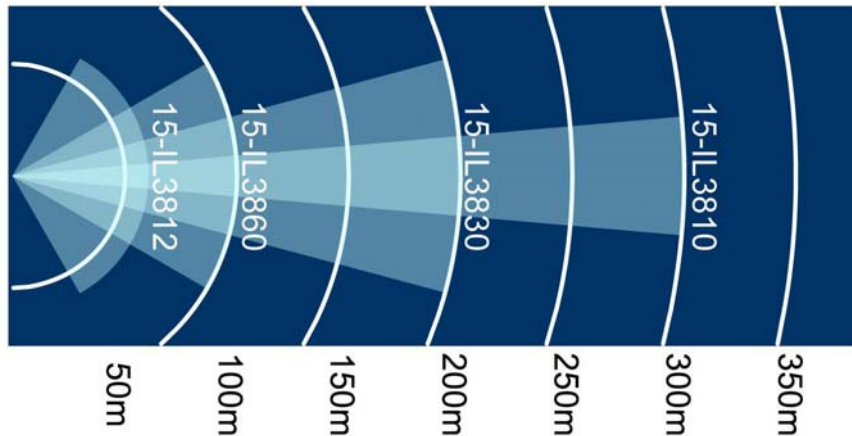
- Accurate constant circuit drive develops excellent performance of LEDs
- Using high power LEDs, high efficacy and long service life
- Ambient brightness display
- Brightness Adjustable (5 step)
- Delay time Adjustable (2-30 sec)
- External trigger mode (NO or NC) Selectable (Trigger in and Trigger out)
- Light on and light off : ambient brightness adjustable
- Silica gel waterproof circle and water stop line ensure excellent waterproof performance
- Digital light sensor more accurately responses ambient brightness and improve accuracy of automatic light control
- High efficient twice optical lens processing achieves 90% of the luminous efficiency
- New design, slim body, easy and simple installation
- Supplied with paint steel wall mount bracket
- Improved performance of cameras to get better pictures at night time
- Indoor and outdoor use
- IR Remote control
- 2 year warranty

◆ Specification

ITEM	15-IL38xx	15-IL38Lxx
Quantity of LED	3W high power LEDs 20 pcs	high power Laser LEDs 20 pcs
Wavelength	850nm	850nm
Beam angle	10 -120 degrees	10 - 40 degrees
IR distance	60 - 300m (196 -984 ft)	150 - 350m (492 - 1148 ft)
Day/night switch	Auto on/off	
Voltage	AC / DC24V	
Power consumption	40 W	42 W
Front panel	Vandal PC	
Housing	aluminum	
Bracket	Wall mount bracket	
Working temperature	-20°C ~ + 50°C (-4 to 122°F)	
Protection level	IP68 and IK10	
Color	Black	
Dimension	200 x 150 x 57 mm (Don't include bracket)	
Net weight	1.8kg (Don't include bracket)	

◆ 15-IL38xx Beam Pattern and Achievable Distance

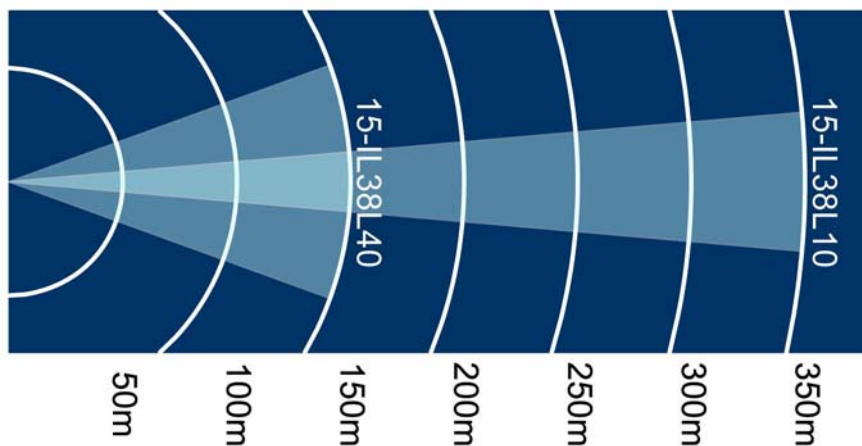
Model	Beam angle	IR distance-850nm
15-IL3810	10°	300m (984ft)
15-IL3830	30°	200m (656ft)
15-IL3860	60°	100m (328ft)
15-IL3812	120°	60m (196ft)



※The distance and performance depend on the cameras/lens and environmental conditions.

◆ 15-IL38Lxx Beam Pattern and Achievable Distance

Model	Beam angle	IR distance-850nm
15-IL38L10	10°	350m (1148ft)
15-IL38L40	40°	150m (492ft)

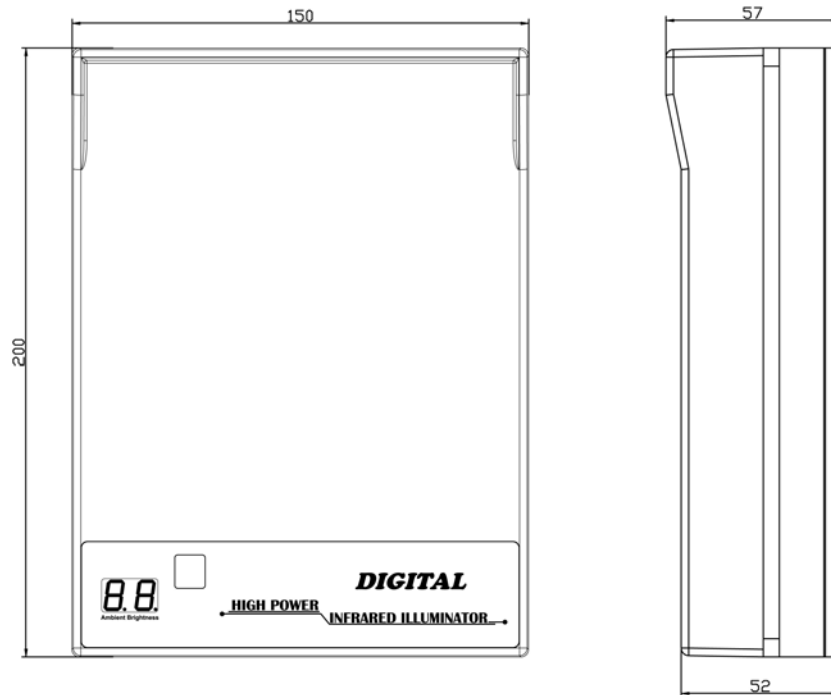


※The distance and performance depend on the cameras/lens and environmental conditions.

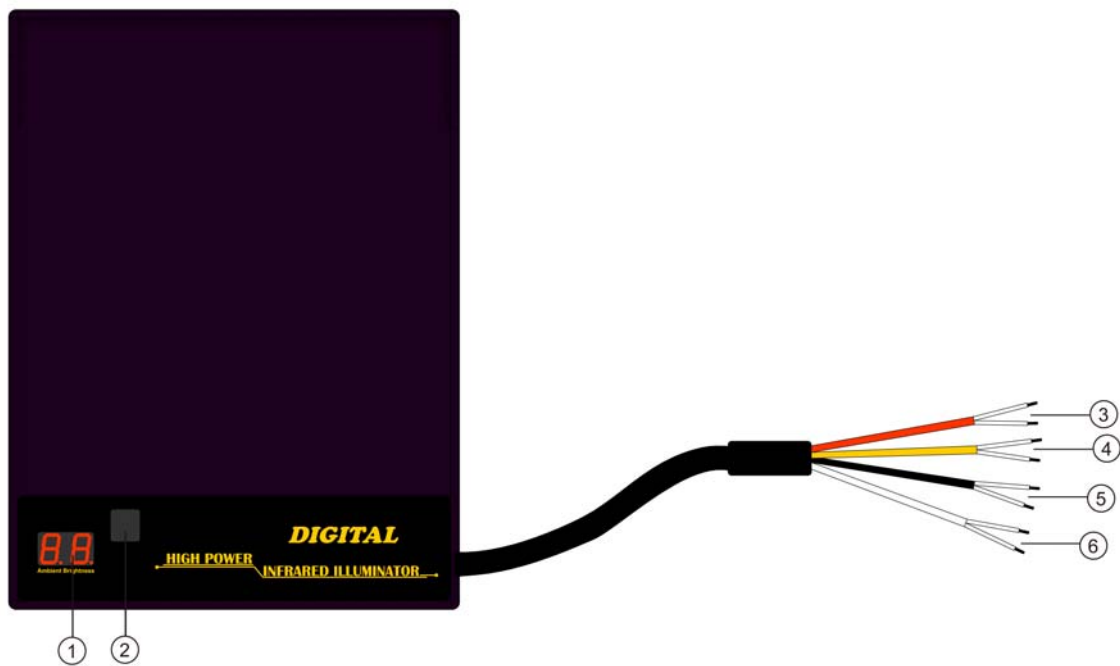
◆ Packing list

- | | |
|-----------------------|----|
| 1. ILLUMINATOR | x1 |
| 2. BRACKET | x1 |
| 3. WALL MOUNT BRACKET | x1 |
| 4. REMOTE CONTROLLER | x1 |
| 5. MANUAL | x1 |

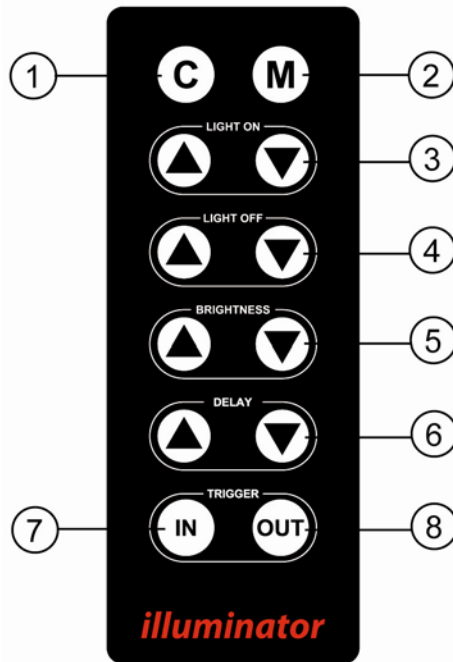
◆ DIMENSION



◆ Operation



1. Function Display
2. IR Receiver / Light Sensor
3. AC/DC 24V INPUT (RED)
4. M/S (Master Mode / Slave Mode) (YELLOW)
 Master Mode : M/S Open , The trigger in no effect , Light on/off control by Light sensor
 Slave Mode : M/S Short , Light sensor no effect , Light on/off control by Trigger IN
5. TRIGGER IN (BLACK)
6. TRIGGER OUT (WHITE)



1. C : “Call”Display all setting



2. M : “Memory”Storage setting



3. LIGHT ON : Light ON ambient brightness (02~60)



4. LIGHT OFF : Light OFF ambient brightness (06~80)



5. BRIGHTNESS : IR Light brightness setting (01~05)



6. DELAY : Light off delay time setting (02's~30's)



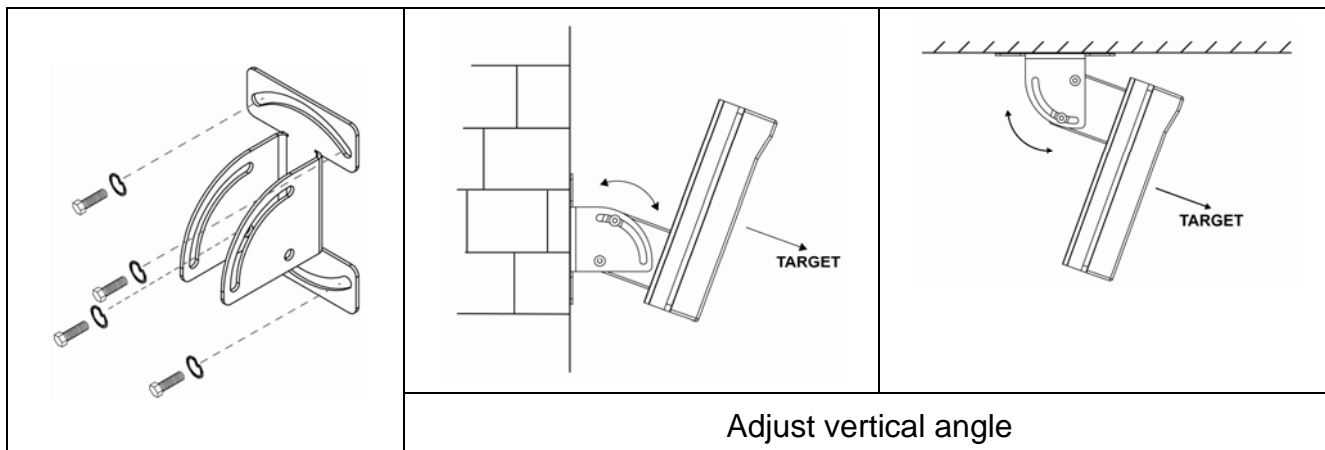
7. IN : “TRIGGER IN”Trigger in N.C. or N.O. select



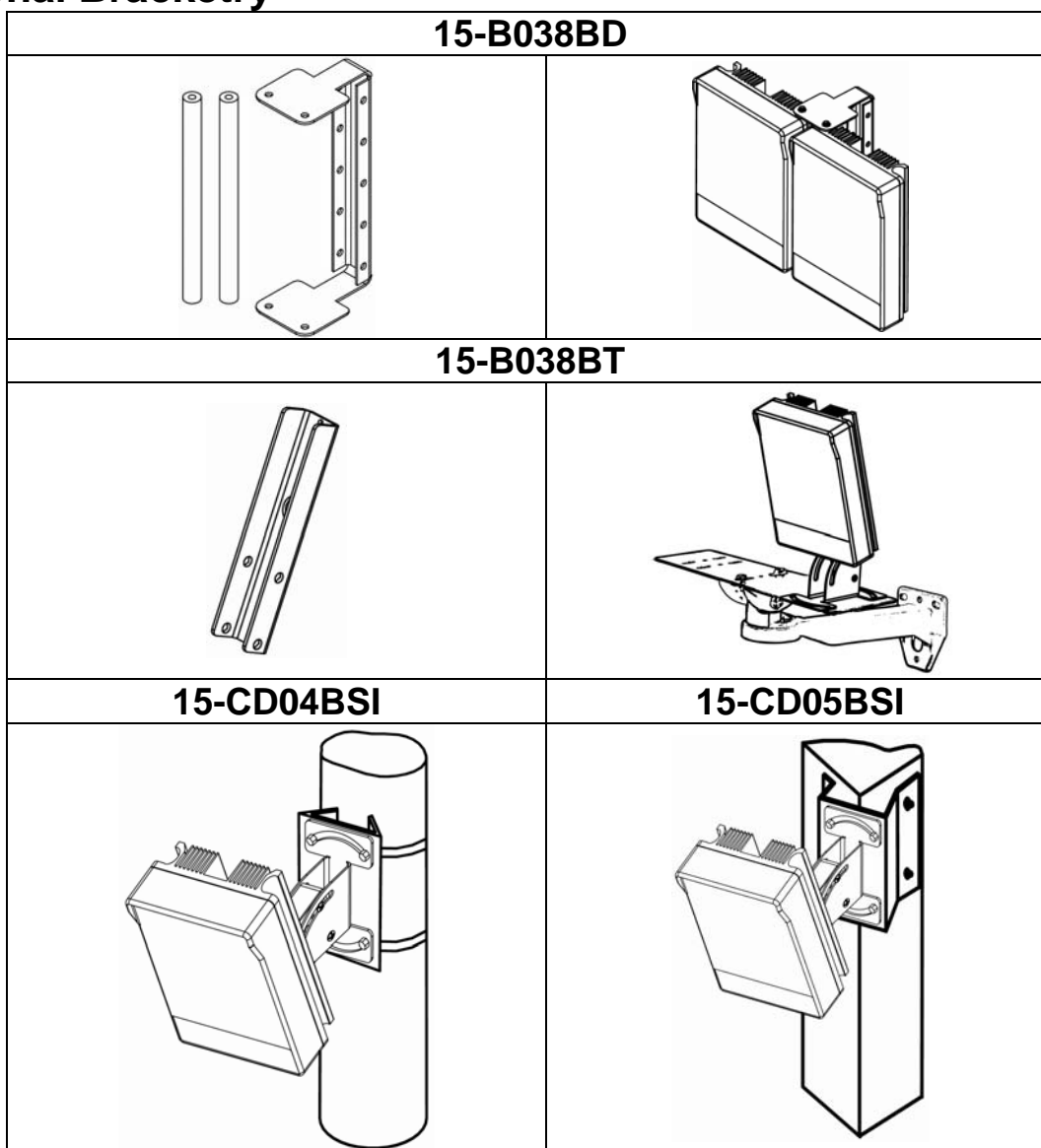
8. OUT : “TRIGGER OUT”Trigger out N.C. or N.O. select



◆ Set Up



◆ Optional Bracketry



THIS DEVICE COMPLIES WITH PART 15 OF THE FCC RULES. OPERATIONS IS SUBJECT TO THE FOLLOWING TWO CONDITIONS:(1) THIS DEVICE MAY NOT CAUSE HARMFUL INTERFERENCE AND (2) THIS DEVICE MUST ACCEPT ANY INTERFERENCE RECEIVED, INCLUDING INTERFERENCE THAT MAY CAUSE UNDESIRABLE OPERATION.



VER:20130914